

**EXCELON®72
General Purpose Filter
1/4", 3/8" Port Sizes**

- EXCELON design allows in-line or modular installation with other Excelon 72 products
- High efficiency water and particle removal
- Quick release bayonet bowl
- Highly visible, prismatic liquid level indicator lens on metal bowls
- Optional service indicator turns from green to red when the filter element needs to be replaced
- Optional electrical service indicator also available
- Modular installations with EXCELON 72, 73, and 74 series can be made to suit particular applications

Technical Data

Fluid: Compressed air

Maximum pressure:

Transparent bowl: 10 bar (150 psig)

Metal bowl:

Manual or semi automatic drain: 17 bar (250 psig)

Automatic drain: 10 bar (150 psig)

Operating temperature*:

Transparent bowl: -20° to +50°C (0° to +125°F)

Metal bowl: -20° to +65°C (0° to +150°F)

* Air supply must be dry enough to avoid ice formation at temperatures below +2°C (+35°F).

Partical removal: 5 µm, 25 µm or 40 µm. Within ISO 8573-1, Class 3 and Class 5

Typical flow at 6,3 bar (90 psig) inlet pressure and 0,5 bar (7 psig) pressure drop:

 5 µm element: 26 dm³/s (55 scfm)

 40 µm element: 30 dm³/s (63 scfm)

Manual drain connection: 7/16-24 UNS male for 1/4" tube nut and ferrule

Semi automatic drain connection: Push on 8 mm (5/16") ID tube

Semi automatic drain operating conditions (pressure operated):

Bowl pressure required to close drain: Greater than 0,1 bar (1.5 psig)

Bowl pressure required to open drain: Less than 0,1 bar (1.5 psig)

 Minimum air flow required to close drain: 0,5 dm³/s (1 scfm)

Manual operation: Lift stem to drain bowl

Automatic drain connection: 1/8"

Automatic drain operating conditions (float operated):

Bowl pressure required to close drain: Greater than 0,3 bar (5 psig)

Bowl pressure required to open drain: Less than 0,2 bar (3 psig)

 Minimum air flow required to close drain: 0,1 dm³/s (0.2 scfm)

Manual operation: Depress pin inside drain outlet to drain bowl

Nominal bowl size:

Short bowl: 56 ml (1.9 fluid ounce)

Long bowl: 65 ml (2.2 fluid ounce)


Materials:

Body: Zinc

Bowl:

Transparent: Polycarbonate

Guard for transparent bowl: Zinc

Metal: Zinc

Metal bowl liquid level indicator lens:

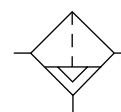
Transparent nylon

Element: Sintered polypropylene

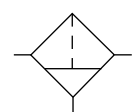
Elastomers: Neoprene and nitrile

Ordering Information

 See *Ordering Information* on the following pages.

ISO Symbols


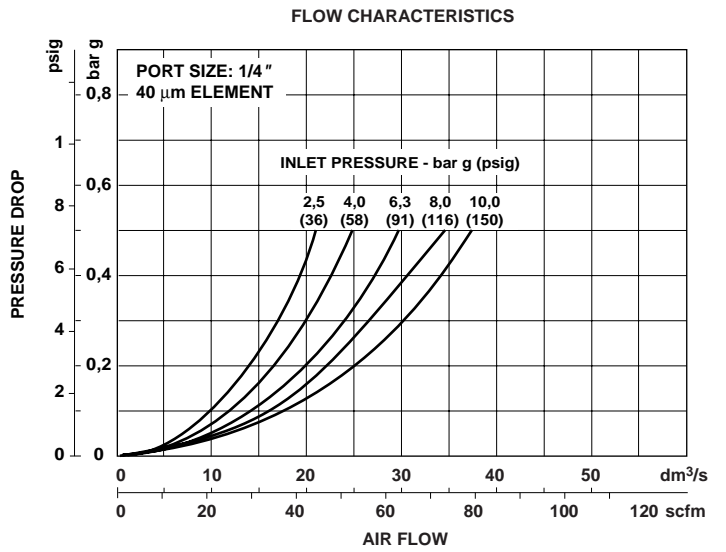
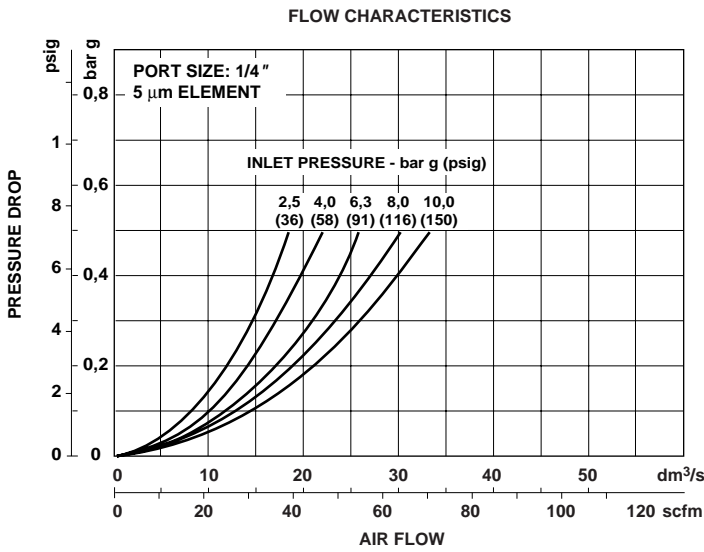
Automatic and Semi Automatic Drain



Manual Drain



Typical Performance Characteristics



Ordering Information. Models listed include ISO G threads, semi automatic drain, transparent bowl without guard, 40 µm element. Models do not include the service life indicator.

Port Size	Model	Flow† dm³/s (scfm)	Weight kg (lb)
G1/4	F72G-2GN-ST3	30 (63)	0,52 (1.15)
G3/8	F72G-3GN-ST3	30 (63)	0,52 (1.15)

† Typical flow with 6,3 bar (90 psig) inlet pressure and a 0,5 bar (7 psig) droop from set.

Alternative Models

F 7 2 G - ★ ★ ★ - ★ ★ ★

Port Size	Substitute
1/4"	2
3/8"	3

Threads	Substitute
PTF	A
ISO Rc taper	B
ISO G parallel	G

Service Life Indicator	Substitute
With (visual)	D
With (electrical)	E
Without	N

Element	Substitute
5 µm	1
25 µm	2
40 µm	3

Bowl	Substitute
Metal with liquid level indicator	D
Transparent without guard	T
Long transparent without guard	L
Long transparent with guard	W

Drain	Substitute
1/4 turn manual	Q
Semi automatic	S
Auto drain*	A

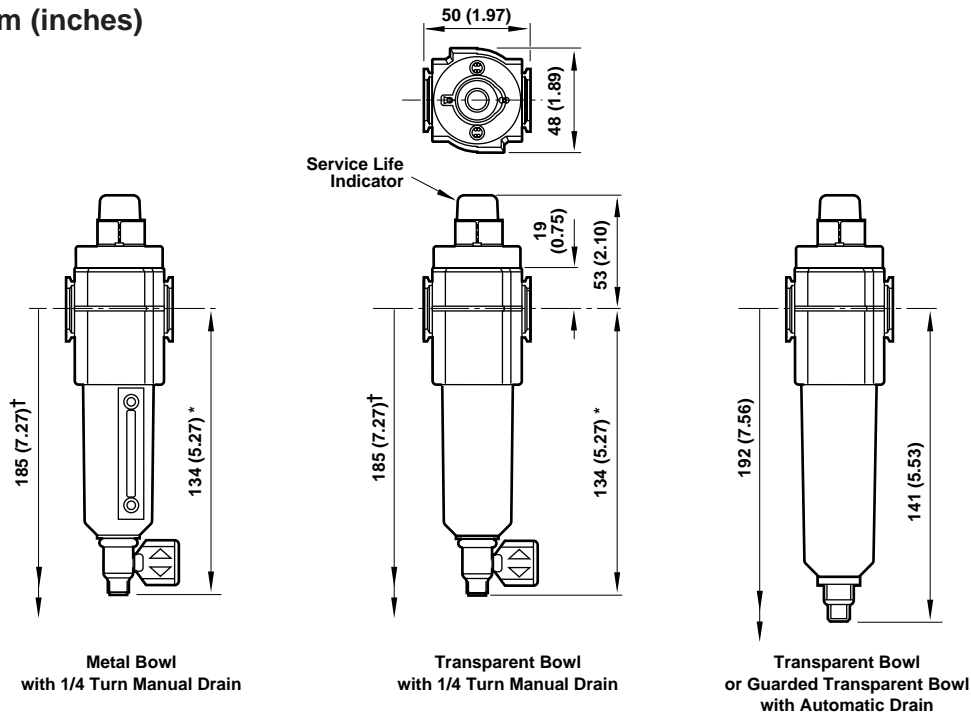
* Supplied in long bowl options only

Accessories

Wall Mounting Bracket	Quikclamp and Quikclamp Wall Bracket	Service Life Indicator (visual)	Service Life Indicator (electrical)
4224-50	4214-52	5797-50	4020-51R



Dimensions mm (inches)

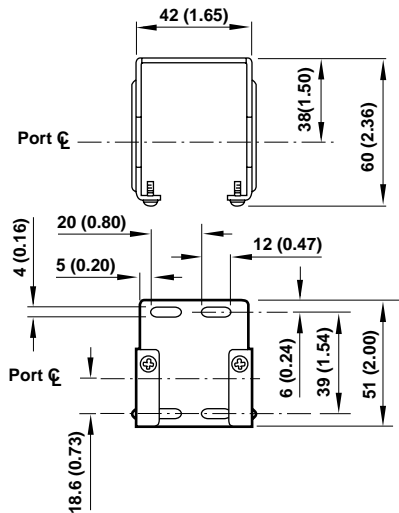


- * For semi automatic drain add 30 mm (1.17") to 1/4 turn manual drain shown.
- † Minimum clearance required to remove bowl.
For semi automatic drain add 30 mm (1.17") to 1/4 turn manual drain shown.

Bracket Mounting

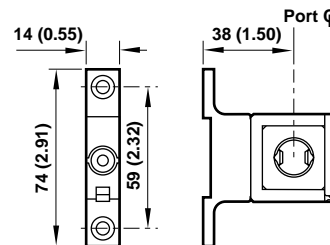
Mounting Bracket

Use 4 mm (5/32") screws to mount bracket to wall.



Quikclamp and Quikclamp Wall Bracket

Use 5 mm (3/16") screws to mount bracket to wall



Bracket Kit Reference

Item	Part Number
Wall Bracket	4224-50
Quikclamp and Quikclamp wall bracket	4214-52

Service Kits

Item	Type	Part Number
Service kit	Seal and gasket	4380-500
Elements	5 µm	5925-03
	25 µm	5925-01
	40 µm	5925-02
Service life indicator	Visual	5797-50
	Electrical	4020-51
Liquid level lens kit	Prismatic	4380-030
Replacement drains	1/4 turn manual	619-50
	Semi automatic	5379-RK
	Automatic	4000-50R

Service kit includes drain and bowl o-rings.



Warning

These products are intended for use in industrial compressed air systems only. Do not use these products where pressures and temperatures can exceed those listed under "Technical Data".

Before using these products with fluids other than those specified, for non-industrial applications, life-support systems, or other applications not within published specifications, consult NORGREN.

Through misuse, age, or malfunction, components used in fluid power systems can fail in various modes. The system designer is warned to consider the failure modes of all component parts used in fluid power systems and to provide adequate safeguards to prevent personal injury or damage to equipment in the event of such failure.

System designers must provide a warning to end users in the system instructional manual if protection against a failure mode cannot be adequately provided.

System designers and end users are cautioned to review specific warnings found in instruction sheets packed and shipped with these products.

Water vapor will pass through these units and will condense into liquid if air temperature drops in the downstream system. Install an air dryer if water condensation could have a detrimental effect on the application.